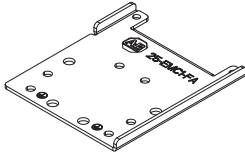




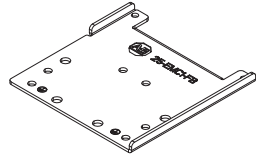
# PowerFlex 520-Series EMC Plate Installation

Catalog Numbers: 25-EMC1-FA, 25-EMC1-7FB, 25-EMC1-FC, 25-EMC1-FD, 25-EMC1-FE

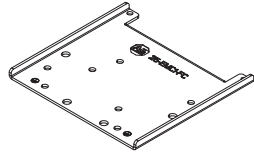
Frame A – 25-EMC1-FA



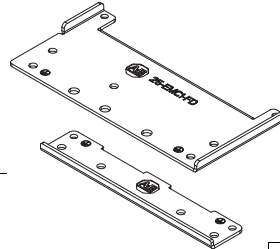
Frame B – 25-EMC1-FB



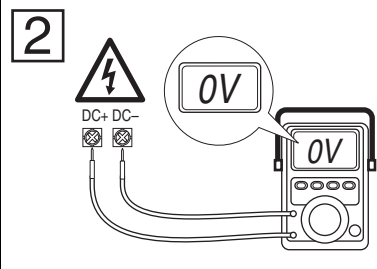
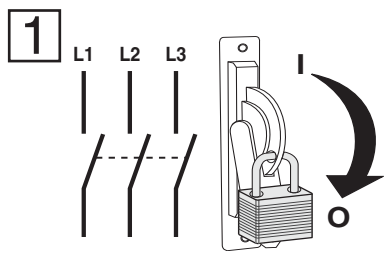
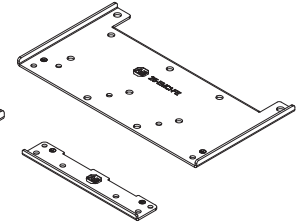
Frame C – 25-EMC1-FC



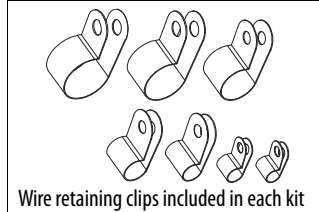
Frame D – 25-EMC1-FD



Frame E – 25-EMC1-FE

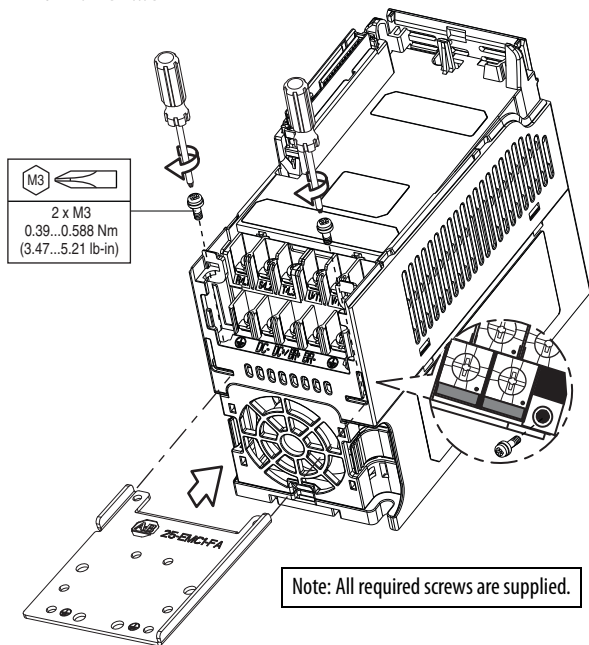


Wait three minutes after shutdown for capacitors to discharge to safe voltage levels.

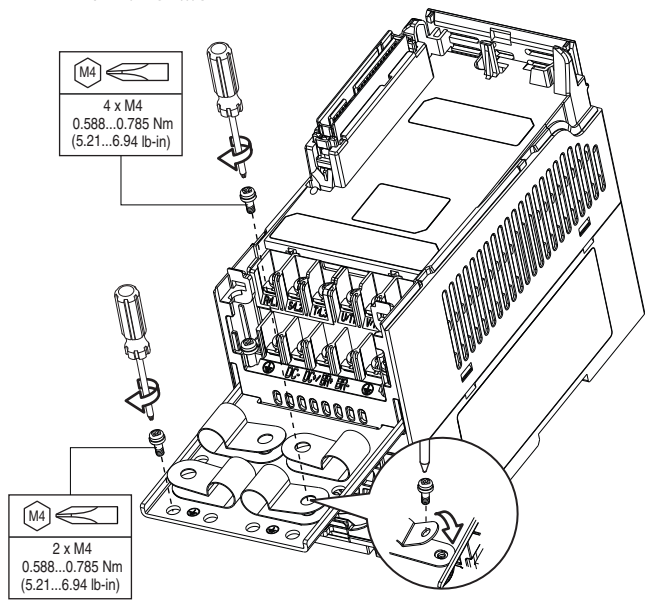


**IMPORTANT** Grounding and Wiring configuration must be appropriate for EMC applications. Refer to the Wiring and Grounding Guide, (PWM) AC Drives manual (publication [DRIVES-IN001](#)) for detailed information.

**3** Install the EMC Plate For Frame A...C

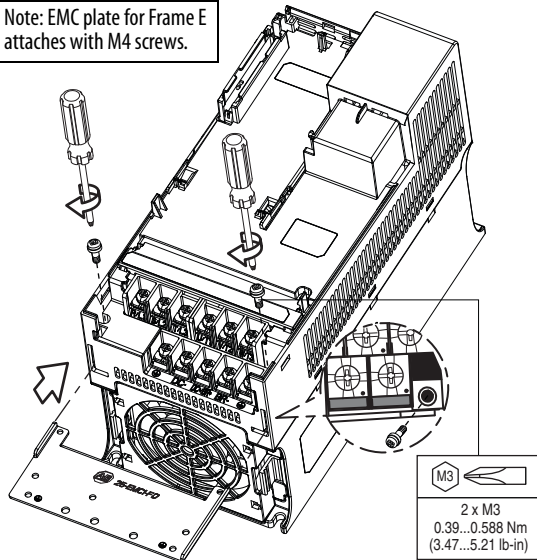


**4** Install Wire Retaining Clips and Grounding Screws For Frame A...C

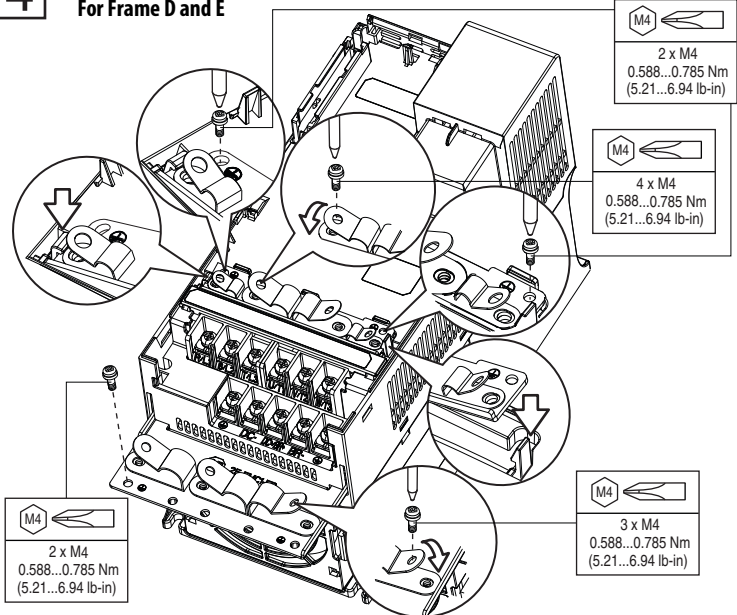


**3 Install the EMC Plate (continued)  
For Frame D and E**

Note: EMC plate for Frame E attaches with M4 screws.

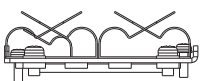
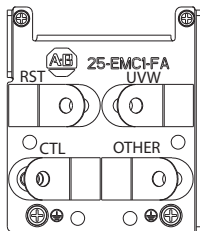


**4 Install Wire Retaining Clips and Grounding Screws (continued)  
For Frame D and E**

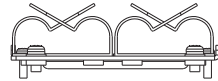
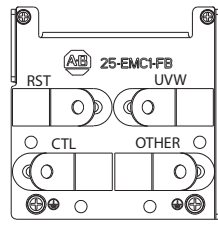


**Wire Retaining Clip Layout**

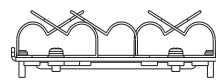
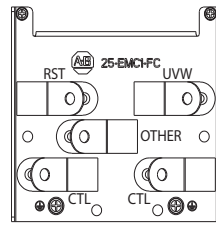
25-EMC1-FA



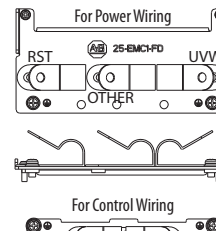
25-EMC1-FB



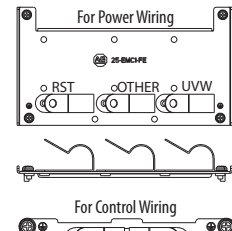
25-EMC1-FC



25-EMC1-FD

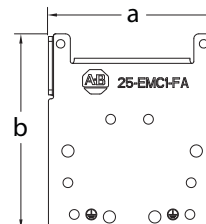


25-EMC1-FE



**Dimensions**

Frame	a	b	Plate 2 (a)	Plate 2 (b)
A	68.6 mm (2.70 in.)	80.0 mm (3.15 in.)	–	–
B	83.6 mm (3.29 in.)	85.0 mm (3.35 in.)	–	–
C	103.0 mm (4.06 in.)	96.0 mm (3.78 in.)	–	–
D	124.0 mm (4.88 in.)	61.0 mm (2.40 in.)	112.6 mm (4.43 in.)	22.0 mm (0.87 in.)
E	177.0 mm (6.97 in.)	97.0 mm (3.82 in.)	112.6 mm (4.43 in.)	22.0 mm (0.87 in.)



**Recommended Wire Gauge**

Frame	Wire Gauge
A	0.82...5.26 mm <sup>2</sup> (18...10 AWG)
B	2.08...8.36 mm <sup>2</sup> (14...8 AWG)
C	2.08...8.36 mm <sup>2</sup> (14...8 AWG)
D	5.26...13.29 mm <sup>2</sup> (10...6 AWG)
E	8.36...26.65 mm <sup>2</sup> (8...3 AWG)

U.S. Allen-Bradley Drives Technical Support - Tel: (1) 262.512.8176, Fax: (1) 262.512.2222, E-mail: support@drives.ra.rockwell.com  
Online: <http://www.ab.com/support/abdrives>

Allen-Bradley, Rockwell Software, Rockwell Automation, PowerFlex and TechConnect are trademarks of Rockwell Automation, Inc. Trademarks not belonging to Rockwell Automation are property of their respective companies.

[www.rockwellautomation.com](http://www.rockwellautomation.com)

**Power, Control and Information Solutions Headquarters**

Americas: Rockwell Automation, 1201 South Second Street, Milwaukee, WI 53204-2496 USA, Tel: (1) 414.382.2000, Fax: (1) 414.382.4444  
Europe/Middle East/Africa: Rockwell Automation NV, Pegasus Park, De Kleetlaan 12a, 1831 Diegem, Belgium, Tel: (32) 2 663 0600, Fax: (32) 2 663 0640  
Asia Pacific: Rockwell Automation, Level 14, Core F, Cyberport 3, 100 Cyberport Road, Hong Kong, Tel: (852) 2887 4788, Fax: (852) 2508 1846

Publication 520-IN007B-EN-P - September 2013

Supersedes Publication 520-IN007A-EN-P - December 2012

Copyright © 2013 Rockwell Automation, Inc. All rights reserved.